



# Viz Mosart Product Release Notes

Version 5.11



# Viz Mosart



**Copyright** © 2025 **Vizrt**. All rights reserved.

No part of this software, documentation or publication may be reproduced, transcribed, stored in a retrieval system, translated into any language, computer language, or transmitted in any form or by any means, electronically, mechanically, magnetically, optically, chemically, photocopied, manually, or otherwise, without prior written permission from Vizrt.

Vizrt specifically retains title to all Vizrt software. This software is supplied under a license agreement and may only be installed, used or copied in accordance to that agreement.

### **Disclaimer**

Vizrt provides this publication “as is” without warranty of any kind, either expressed or implied. This publication may contain technical inaccuracies or typographical errors. While every precaution has been taken in the preparation of this document to ensure that it contains accurate and up-to-date information, the publisher and author assume no responsibility for errors or omissions. Nor is any liability assumed for damages resulting from the use of the information contained in this document. Vizrt’s policy is one of continual development, so the content of this document is periodically subject to be modified without notice. These changes will be incorporated in new editions of the publication. Vizrt may make improvements and/or changes in the product(s) and/or the program(s) described in this publication at any time.

Vizrt may have patents or pending patent applications covering subject matters in this document. The furnishing of this document does not give you any license to these patents.

### **Technical Support**

For technical support and the latest news of upgrades, documentation, and related products, visit the Vizrt web site at [www.vizrt.com](http://www.vizrt.com).

### **Created on**

2025/04/11

# Contents

- 1 Viz Mosart 5.11.1..... 5
  - 1.1 Release Highlights..... 5
  - 1.2 Improvements..... 5
    - 1.2.1 Playout of remote clips with EVS LinX .....5
    - 1.2.2 Engine Switcher and MOS Feedback to NRCS .....5
  - 1.3 Fixed Issues ..... 5
    - 1.3.1 AMP video server driver .....5
    - 1.3.2 Audio Panel .....5
    - 1.3.3 Vizrt Graphics .....6
- 2 Viz Mosart 5.11.0..... 6
  - 2.1 Introduction ..... 6
  - 2.2 Release Highlights..... 6
  - 2.3 New Features..... 7
    - 2.3.1 Playout of remote clips with EVS LinX ..... 7
    - 2.3.2 General HTML panels in GUI ..... 7
    - 2.3.3 Placeholders in the Generic REST driver ..... 7
    - 2.3.4 As-Run Log REST API..... 7
  - 2.4 Improvements..... 7
    - 2.4.1 Remote Control API..... 7
    - 2.4.2 Overlay graphics handling.....8
    - 2.4.3 Fullscreen graphics handling .....8
    - 2.4.4 GUI .....8
    - 2.4.5 Logging .....8
    - 2.4.6 Device Status.....8
  - 2.5 Fixed Issues ..... 9
    - 2.5.1 Video switcher handling .....9
    - 2.5.2 Video clip handling .....9
    - 2.5.3 Audio mixer handling.....9
    - 2.5.4 Vizrt Graphics handling.....9
    - 2.5.5 Viz Flowics handling.....9
    - 2.5.6 GUI .....9
    - 2.5.7 Template Router .....10
  - 2.6 Deprecations ..... 10
    - 2.6.1 Previous notable changes .....10

- 2.6.2 Changes in this version ..... 10
- 2.6.3 Upcoming changes ..... 10
- 2.7 Known Limitations ..... 11
- 2.8 Installation and Upgrade ..... 11
  - 2.8.1 System Requirements ..... 11
  - 2.8.2 Upgrade ..... 12
- 3 Documentation ..... 13
- 4 Support ..... 13
  - 4.1 Previous Versions ..... 13

---

# 1 Viz Mosart 5.11.1

Release Date: 2025-04-11

---

## 1.1 Release Highlights

This 5.11.1 version is a maintenance release with no new features to the software since Viz Mosart 5.11.0.

---

## 1.2 Improvements

### 1.2.1 Playout of remote clips with EVS LinX

- A number of issues were found in the first release of this feature, in 5.11.0. These issues have been attended to, so that the playout of remote clips now works as expected. These improvements include proper disconnection on shutdown, keeping connection to servers alive, as well as dramatically improved search time for video clips (MOSART-13391, MOSART-13406, MOSART-13430).

### 1.2.2 Engine Switcher and MOS Feedback to NRCS

- When the Engine Switcher feature was introduced in version 5.1.0, a new Switcher Plugin device was introduced in Viz Mosart templates, and for this device, an “Alien” newsroomtag was introduced. This newsroomtag is available in the Mosart NRCS Plugin as well as in the Viz Mosart REST API, but for systems using the MOS Feedback to NRCS workflow, the “Alien” newsroomtag was not supported. With this version of Viz Mosart, this newsroomtag has now been made available also in this workflow (MOSART-12912).
- 

## 1.3 Fixed Issues

### 1.3.1 AMP video server driver

- For the AMP video server driver introduced in version 5.7.0, the looping of video clips was not working. This issue has now been resolved (MOSART-12280).

### 1.3.2 Audio Panel

- When having audio channels set up in the Viz Mosart Audio Panel with FaderMode GENERIC, and then using templates with Action faders to set faders in or out of standby, the Audio Panel could show incorrect *Standby* status for some faders. This issue has now been resolved (MOSART-13358).

### 1.3.3 Vizrt Graphics

- Fixed issue when using Vizrt Graphics, where Overlay Graphics Interface or AV Automation could alter the configured handlers in Media Sequencer by automatically removing manually added properties related to superchannel and publishing points, thus making the handlers not fully function as intended (MOSART-13424).

---

## 2 Viz Mosart 5.11.0

**Release Date:** 2025-03-28

---

### 2.1 Introduction

Viz Mosart is Vizrt's powerful suite of tools for studio automation, production assistance, and advanced graphics control. It enhances consistency and efficiency in live and as-live production, so that even complex shows can be run error-free from a single operator position.

Viz Mosart controls devices flexibly according to templated sets of repeatable actions, automating that control according to stories prepared in a rundown and enabling creative manual interaction whenever needed.

In this document you will find listed all important changes since Viz Mosart 5.10.1.


---

### 2.2 Release Highlights

With version 5.11.0 Viz Mosart, we have introduced a highly requested feature for EVS servers, an ability to play *remote clips*. We have also introduced some interesting features that open up new possibilities for connections between Viz Mosart and external systems. For details, see the New Features section of this document.

This release also brings significant improvements and bug fixes, as described below in [Improvements](#) and [Fixed Issues](#).

Among notable improvements are that the Remote Control REST API *Take Template* command by default now behaves as a template Keyboard Shortcut, *overwriting* instead of inserting templates into Preview. Also, boundaries of floating windows in the GUI are now easier to adjust. We have also improved the new keyboard shortcuts editor introduced in version 5.9.0 and fixed a few issues.

 **Note:** The feature set of Viz Mosart version 5.11.0 is largely backward compatible with versions 5.x and 4.x, and, for most operations even earlier Viz Mosart versions. Sometimes it is necessary to deprecate older functionality, as described here under [Deprecations](#).

## 2.3 New Features

### 2.3.1 Playout of remote clips with EVS LinX

- This version of Viz Mosart introduces playing *remote* clips on an EVS server. This enables playing video clips residing on a *different* physical video server than the one controlled by Viz Mosart. This can simplify newsroom workflows as you no longer need to distribute video clips to every video server used by Viz Mosart (MOSART-13204).

### 2.3.2 General HTML panels in GUI

- You can now add panels or windows displaying content from any HTML-coded URL to the Viz Mosart GUI. You can display your panel as part of a GUI workspace, as a floating window. Configure your panel in **General Settings**. See the latest [Viz Mosart User Guide](#) (MOSART-13235).

### 2.3.3 Placeholders in the Generic REST driver

- The Generic REST driver, introduced in Viz Mosart 5.5.0 now allows *placeholders*. This enables items or parts of stories from the current rundown to feature in a Generic REST command. For a detailed explanation, see the [Viz Mosart Administrator Guide](#) (MOSART-13187).

### 2.3.4 As-Run Log REST API

- The As-Run log, now has publishing of As-Run Log events to a REST service. This is documented under System Logging in the Maintenance section of the [Viz Mosart Administrator Guide](#) (MOSART-13200).
- 

## 2.4 Improvements

### 2.4.1 Remote Control API

- In the Remote Control REST API, the *Take a Template* command is extended with an optional *insert* parameter, which decides whether a template, when put into Preview, shall be inserted *in front* of any existing manual item or *overwrite* it. The default now is that *insert* is false, implying that the template will *overwrite* an existing one. This changes earlier behavior, where a template would always be inserted. This new default behavior is now the same as the default behavior for template keyboard shortcuts in the GUI client (MOSART-13122).

## 2.4.2 Overlay graphics handling

- In the GUI, Viz Flowics overlay durations are now shown according to the value configured in *DefaultLowerThirdDuration*. Earlier they would be displayed with the shortest possible duration (MOSART-13180).
- We have added support in Vizrt graphics (including Viz Flowics) when using Pilot Edge or Pilot workflows for a long-standing feature, *Locator*, which was previously only available through a little-used CG Template workflow. A graphic designated as a *Locator* is attached to the crosspoint that was used in the initial template when it was attached to the story.  
In this same story, when taking the same crosspoint again from a Viz Mosart template, (either as a switcher crosspoint or keyed crosspoint in a DVE box), the locator graphics will again be (re-)taken. See the section [Viz Mosart and Viz Content Pilot \(VCP\) MOS Item Integration](#) in the Viz Mosart Administrator Guide (MOSART-13074).

## 2.4.3 Fullscreen graphics handling

- For Vizrt graphics, when loading or reloading a rundown, Viz Mosart will now clear the show/playlist for fullscreen graphics. Earlier this was only done for overlays. With this improvement, it is no longer necessary to restart AV Automation or do Ctrl+Shift+G in AV Automation to clear fullscreen graphics (MOSART-4193).

## 2.4.4 GUI

- Since version 5.6.0 it has been difficult to resize floating windows, since you could only resize the top and left edges of the window. This is improved, resizing can be done from all window edges (MOSART-12952).
- The new faster Keyboard shortcuts editor introduced in version 5.9.0 has now become the default shortcut editor. The old one is still available through menu bar selection *Keyboard shortcuts editor (legacy)*.  
You can also create Template Router buttons in the new Keyboard shortcuts editor, in the same way as with the legacy Shortcut editor (MOSART-13307, MOSART-13088).

## 2.4.5 Logging

- To reduce possible overhead introduced by logging, we have disabled as default Verbose logging for the Remote Panel Dispatcher Service (MOSART-13325).
- In some setups when using Viz Mosart with the Mosart Web Applications, the Viz Mosart log files would be continuously filled by entries indicating “No api key provided”, even when there were no need for any API key. Such continuous log entries no longer appear (MOSART-12577).

## 2.4.6 Device Status

- We have improved the general device connection status in the GUI **Standby** menu. If AV Automation or the Overlay Graphics Interface is shut down, the GUI’s Standby menu reports connection failure (red) to the devices that were controlled through these applications (MOSART-13231).



- The ENCO DAD Audio Player introduced in version 5.8.0, now has improved connection status reporting. In previous versions, AV Automation could report an OK (green) connection even if the ENCO DAD was unavailable (MOSART-13232).
- 

## 2.5 Fixed Issues

### 2.5.1 Video switcher handling

- When using ME ripple in templates, there was an issue that the ME ripple would not work if the ME crosspoints contained a space in their name. This issue has now been resolved (MOSART-12871).

### 2.5.2 Video clip handling

- With the TriCaster video server (DDR), loading a clip to start playing from a position within the clip would fail, in that the clip would not be cued to the correct position. This issue is fixed by introducing a new setting *Clip Load Timeout* in AV Automation for the TriCaster video server driver, as a delay between loading the clip and setting the start position (MOSART-13330).

### 2.5.3 Audio mixer handling

- For the Lawo RMNOPL audio mixer driver we have fixed an issue where when loading or reloading a rundown, the audio faders would not be set to initial level (MOSART-9464).

### 2.5.4 Vizrt Graphics handling

- Fixed a failing graphics issue introduced in Mosart 5.3 where using the feature Templates to MOS objects (Template feedback to NRCS) with Vizrt graphics caused Viz Mosart to ignore graphics information received from the NRCS (MOSART-13367).

### 2.5.5 Viz Flowics handling

- An issue with the Viz Flowics graphics support, introduced in version 5.4.0 prevented expected operations with the Flowics NRCS plugin in iNEWS. This issue has now been resolved (MOSART-13141).


### 2.5.6 GUI

- When selecting a Workspace in the GUI, either from the user interface or from a control command, occasionally floating windows would be cleared of all content. This issue was identified for floating windows that had earlier been closed before the GUI was restarted. This issue has now been fixed (MOSART-13213).
- Fixed two issues in the improved Keyboard shortcuts editor:
  - Keyboard shortcuts for OVERLAY\_GRAPHICS were not correctly displaying the available Action choices

- Shortcuts assigned to an “extended key”, like on the NumPad, were not correctly displaying in the editor, and would be assigned to an incorrect key (MOSART-13190, MOSART-13272).

## 2.5.7 Template Router

- From version 5.6.0 there were some issues when using the Template Router in combination with GUI Keyboard shortcuts for VIDEO\_PORT control commands. In particular, when issuing a VIDEO\_PORT RECUE command on a playing clip, the Template Router would not reflect that the clip had actually been recued and subsequent VIDEO\_PORT keyboard shortcuts would not work as intended. This issue has now been resolved (MOSART-13233).

 **Note:** Using VIDEO\_PORT command RECUE with PLAY option is definitely discouraged. Even with this fix, issuing a VIDEO\_PORT RECUE command with the additional PLAY option will *not* work as intended - resulting in the same Template Router issues as prior to this fix.

---

## 2.6 Deprecations

### 2.6.1 Previous notable changes

- **5.1.0:** With the introduction of the Engine Switcher feature in version 5.1.0, a *Viz Opus* can *not* be upgraded to Viz Mosart 5.1 or newer. Previously it was possible, at own risk, to upgrade Viz Opus to a newer Viz Mosart version than the official 3.8.1 version. This is no longer possible.

### 2.6.2 Changes in this version

- The *MMTrio* graphics interface application was deprecated in version 5.4.0, but the executable has still been included with the Viz Mosart Server installation. It is now expected that users have moved over to the Overlay Graphics Interface application, so from this Viz Mosart version the *MMTrio* executable is no longer included.

### 2.6.3 Upcoming changes

- In a future version of Viz Mosart (version TBC), support for the *ActiveX NRCS plugin* will be deprecated. Customers are encouraged to migrate to the HTML-based plugin (*Mosart Web Apps NRCS Plugin*) wherever possible. Vizrt is continuing to strengthen the web-based architecture which serves this newer plugin, and to enhance its functionality where customer experience exposes use cases which are not yet fully satisfied.
- In a future version of Viz Mosart (version TBC), support for the *Viz Mosart Timing Display* client application will be deprecated. Customers are encouraged to migrate to the HTML-based timing display (*Mosart Web Apps Timing Display*). Vizrt is continuing to strengthen the web-based architecture which serves this timing display, and to enhance its functionality where customer experience exposes use cases which are not yet fully satisfied.

- In a future version of Viz Mosart (version TBC), the *Keyboard Shortcut Editor* in the Viz Mosart GUI will be deprecated, to be fully replaced by the HTML-based *Keyboard Shortcut Editor Web*. The *Keyboard Shortcut Editor Web* is already available in parallel to the original one in the Viz Mosart GUI. Customers are encouraged to start using this new editor, since Vizrt will continue to enhance its functionality, base on customer experience and feedback.
- 

## 2.7 Known Limitations

- When using the Template Router in combination with GUI Keyboard Shortcuts for VIDEO\_PORT control command RECUE, PLAY, the Template Router does not reflect that the clip has been recued and is playing from the start. After this, subsequent VIDEO\_PORT keyboard shortcuts will not work as intended (MOSART-13351).
    - Workaround: Instead of using RECUE, PLAY as one command, use two separate commands, RECUE and PLAY\_PAUSE.
- 

## 2.8 Installation And Upgrade

Refer to the *Viz Mosart Administrator Guide*, section [Installation](#).

- All updated documentation for Viz Mosart 5.11 is at <https://documentation.vizrt.com/viz-mosart-5.11.html>.


### 2.8.1 System Requirements

#### Recommendations

For further details, see the **Installation > Prerequisites** section in the *Viz Mosart Administrator Guide*.

#### General

- Microsoft .NET Framework 4.8.
- Microsoft Visual C++ 2015-2022 Redistributable (both x86 and x64).
- Microsoft Edge WebView2 Runtime (x64).

 **Note:** If WebView2 Runtime is not pre-installed, the Viz Mosart GUI and Server installers will try to install in on-line. If on-line installation is not possible, WebView2 Runtime has to be installed manually before running the Viz Mosart installers.

#### Viz Mosart Server

- Microsoft Windows Server 2022.
- Microsoft Windows Server 2019 (only with Extended Support from Microsoft - until 2029-01-09).
- Microsoft Windows Server 2016 (only with Extended Support from Microsoft - until 2027-01-12).

- Microsoft Windows Server 2012R2 (only with Extended Security updates from Microsoft - until 2026-10-13).

**Note:** WebView2 Runtime version 109 is the last supported version on Windows Server 2012R2 (version 110 and later will be unavailable).

## Viz Mosart client computers (GUI, Audio Panel, Timing Display, Audio Player)

- Microsoft Windows 11.
- Microsoft Windows 10.

## Network Bandwidth

- 1000 Mbps Gigabit Ethernet card is required on the Viz Mosart client computer if NDI is used for live preview in the **Preview** and **Program** windows.

## 2.8.2 Upgrade

As a standard procedure, always make backups before upgrading. Please backup all files in the following locations:

- *C:\channeltemplates*
- *%localappdata%\Mosart\_Medialab*
- *%programdata%\Mosart Medialab\ConfigurationFiles*
- *%programfiles(x86)%\Mosart Medialab\<Mosart application>\ConfigurationFiles*
- All files with extension *.exe.config* in folders *%programfiles(x86)%\Mosart Medialab\<Mosart application>\* where *<Mosart application>* is the relevant Viz Mosart application (for example Mosart Server, Mosart GUI).

Windows registry settings for:

- *HKEY\_CURRENT\_USER\Software\[Wow6432Node]Mosart Medialab*
- *HKEY\_LOCAL\_MACHINE\Software\[Wow6432Node]Mosart Medialab*

For the upgrade procedure, see the *Viz Mosart Administrator Guide*, section [Installation](#).

You will always find the latest updated documentation for Viz Mosart at <https://documentation.vizrt.com/viz-mosart-5.11.html>.

If you do not have Internet access to the above documentation, a quick guide for installation is given here:

1. Download all relevant Viz Mosart installation files to the preferred location.  
The default location is *C:\Mosart\Installers*. You are advised to make a sub-directory for the installers for a particular version/build containing all the MSI installer-files and any other supplemental files.
2. Stop all Viz Mosart Windows services.
3. Double-click the installation file, and follow the prompts to complete installation. Note that after completing this step for the Viz Mosart Server and the Viz Mosart GUI, the documentation is available in the installation sub-folder *Documentation*.
4. Repeat the above step for all relevant installation files.
5. As the last steps you may need to start a set of Windows services to make Viz Mosart run properly (not needed after installing the Viz Mosart Server or the Viz Mosart GUI client, these services are started by the installer). The services are configured to automatically start when the computer is started. The safest is to reboot the computer to verify that this automatic start of the services is working.

### Installations with Viz Mosart in several galleries

If you have several galleries running an earlier Viz Mosart version, like Viz Mosart 3.x or Viz Mosart 4.x, you can safely upgrade one of the galleries to Viz Mosart 5.x while the others stay on their current version.

---

## 3 Documentation

Updated documentation for Viz Mosart is available at the [Vizrt Documentation Center](#).

---

## 4 Support

Support is available at the [Vizrt Support Portal](#).

---

### 4.1 Previous Versions

In accordance with the [Vizrt Global Support Handbook](#) section *Software Lifecycle*, support for older versions of Viz Mosart ends 24 months after a subsequent minor or major version is released.

- With this release of Viz Mosart version 5.11, earlier versions will therefore no longer be supported after 2027-03-28.
- At the date of this release, Viz Mosart versions earlier than 5.2 are no longer supported.