



Datacenter Release Notes

Version 2.3



Copyright © 2025 **Vizrt**. All rights reserved.

No part of this software, documentation or publication may be reproduced, transcribed, stored in a retrieval system, translated into any language, computer language, or transmitted in any form or by any means, electronically, mechanically, magnetically, optically, chemically, photocopied, manually, or otherwise, without prior written permission from Vizrt.

Vizrt specifically retains title to all Vizrt software. This software is supplied under a license agreement and may only be installed, used or copied in accordance to that agreement.

Disclaimer

Vizrt provides this publication “as is” without warranty of any kind, either expressed or implied. This publication may contain technical inaccuracies or typographical errors. While every precaution has been taken in the preparation of this document to ensure that it contains accurate and up-to-date information, the publisher and author assume no responsibility for errors or omissions. Nor is any liability assumed for damages resulting from the use of the information contained in this document. Vizrt’s policy is one of continual development, so the content of this document is periodically subject to be modified without notice. These changes will be incorporated in new editions of the publication. Vizrt may make improvements and/or changes in the product(s) and/or the program(s) described in this publication at any time.

Vizrt may have patents or pending patent applications covering subject matters in this document. The furnishing of this document does not give you any license to these patents.

Antivirus

Vizrt does not recommend or test antivirus systems in combination with Vizrt products, as the use of such systems can potentially lead to performance losses. The decision for the use of antivirus software and thus the risk of impairments of the system is solely at the customer's own risk.

There are general best-practice solutions, these include setting the antivirus software to not scan the systems during operating hours and that the Vizrt components, as well as drives on which clips and data are stored, are excluded from their scans (as previously stated, these measures cannot be guaranteed).

Technical Support

For technical support and the latest news of upgrades, documentation, and related products, visit the Vizrt web site at www.vizrt.com.

Created on

2025/02/24

Contents

1	Datacenter 2.3.0	4
1.1	New Features.....	4
1.2	Improvements.....	4
1.3	Fixed Issues	4
1.4	Known Issues.....	4
1.5	Licensing.....	4
2	Installing Datacenter	5
2.1	Install New Software (Required)	5
2.1.1	Step 1: Remove Existing Datacenter Versions (Optional)	5
2.1.2	Step 2: Install Datacenter	5
2.1.3	Step 3: Verify Datacenter's Installation.....	7
2.2	Project Compatibility.....	8
2.3	Compatibility Notes	8
3	Documentation	8
4	Support	8

1 Datacenter 2.3.0

Release Date: 2025-02-24

These are the release notes for Datacenter version 2.3.0. This document describes the user-visible changes that have been made to the software since Datacenter 2.2.1.

1.1 New Features

- Statsbomb and Google Sheets added as new data providers (DCE-14, DCE-35).
 - New authentication method HTTP basic, for Generic Webserver data provider (DCE-15).
 - Introduced a new timeframe slider as a script argument, that can specify additional seconds (DCE-26).
-

1.2 Improvements

- Updated to .NET version 8 (DCE-17).
 - The datasets are now sorted alphabetically in the simple page (DCE-31).
-

1.3 Fixed Issues

- Fixed issue with end point grouping (DCE-26).
 - Fixed wrong handling of maintenance period of the Core license (DCE-38).
 - Fixed issue where Datacenter was logging too many messages regarding license initialization (DCE-34).
 - Fixed issue where script input arguments were not updating correctly when a user made a selection (DCE-39).
 - Fixed license check issue, where the user could not get into a working state if the Core license was valid, but an add-on license expired (DCE-41).
-

1.4 Known Issues

- Stats Perform authentication fails when the server used to fetch the time on the Datacenter machine, differs by more than +/- 60 seconds than the time of the Stats Performs servers (RZT-12115).
 - When having an active streaming dataset (for example, Tracab or Socket listener), the interaction with entries of other datasets (for example, adding a manual entry or copying an existing entry's value) may be hindered due to too frequent data updates (RZT-12200).
-

1.5 Licensing

Datacenter 2.3.0 requires a WIBU V3 software license.

2 Installing Datacenter

2.1 Install New Software (Required)

The setup file *VizDatacenter-2.3.0.2564.msi* installs all required files to run Datacenter. The installation requires the following steps:

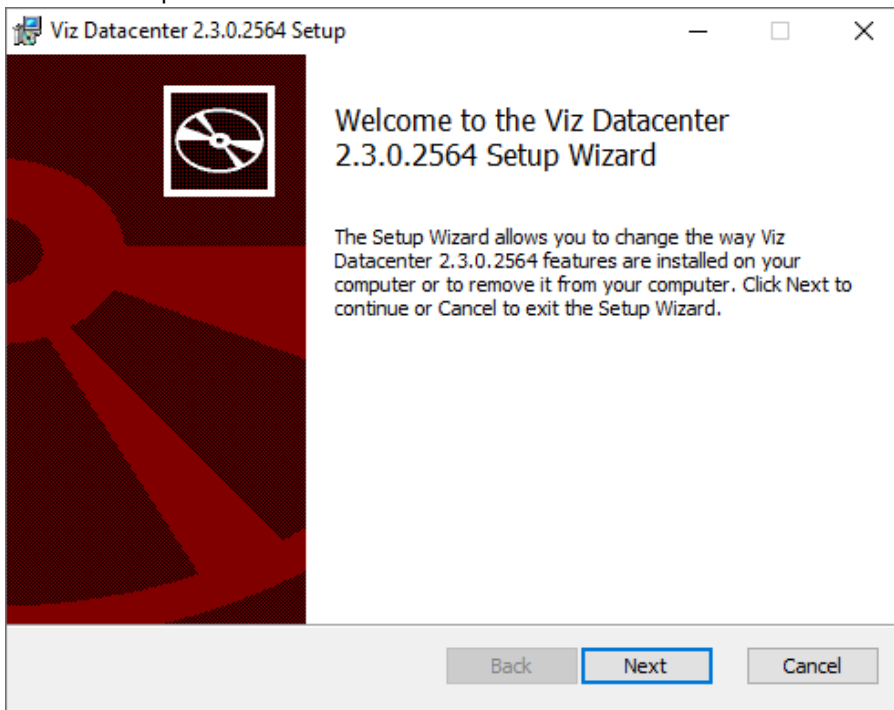
2.1.1 Step 1: Remove Existing Datacenter Versions (Optional)

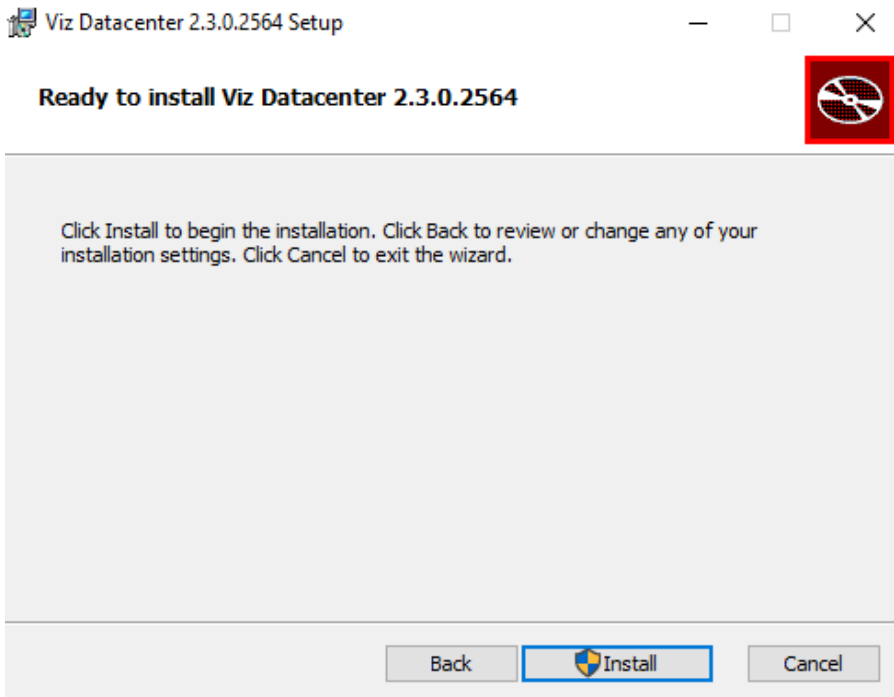
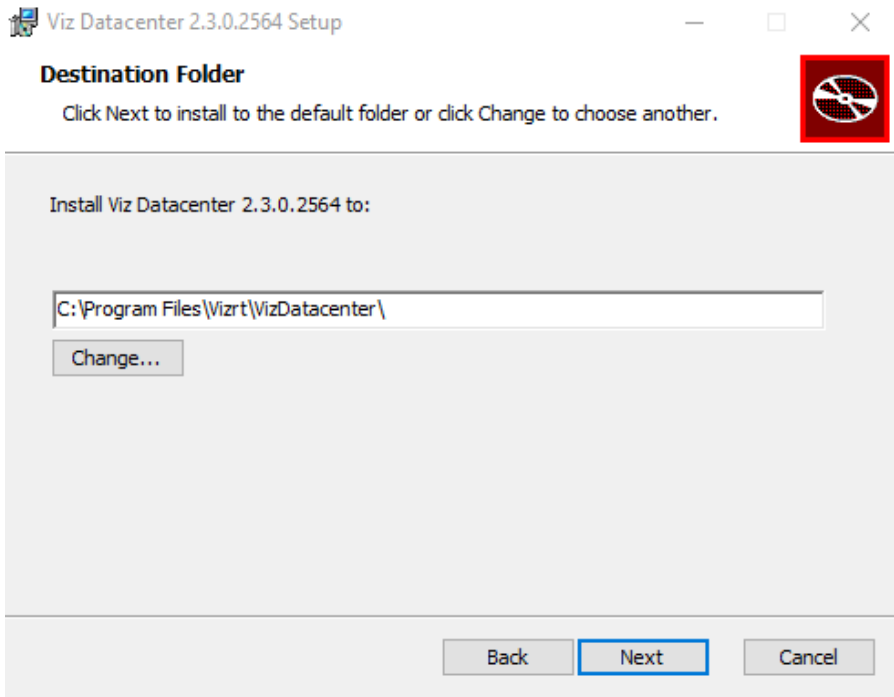
- Remove any existing installation of the Datacenter (recommended).

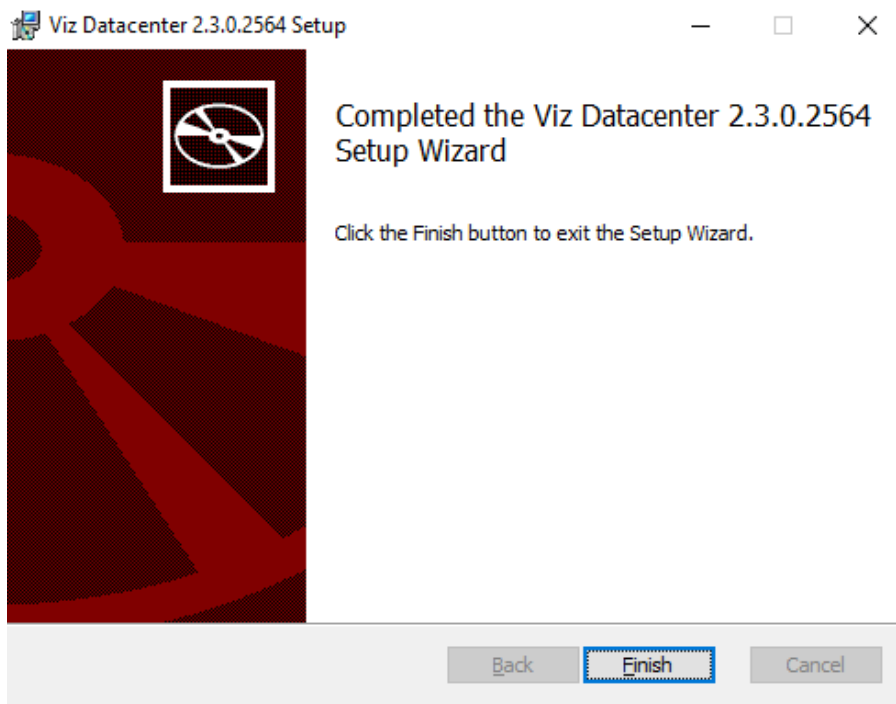
2.1.2 Step 2: Install Datacenter

Info: Running the Datacenter 2.3.0 installer requires Admin privileges.

- Locate the file *VizDatacenter-2.3.0.2564.msi* and double click it.
- Follow the steps on screen and click the **Install** button when finished.

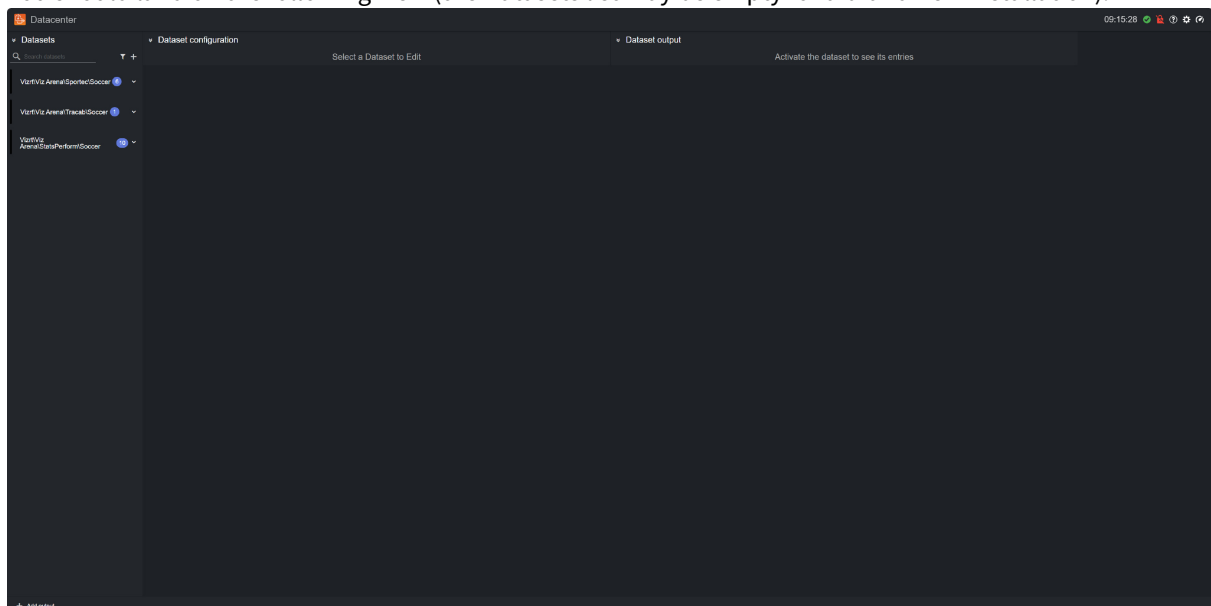






2.1.3 Step 3: Verify Datacenter's Installation

- Make sure you have a valid Datacenter V3 WIBU license.
- Navigate to <http://127.0.0.1:5700> or double click on the Datacenter Desktop icon.
- You should land on the following view (the Datasets list may be empty for a brand new installation):



2.2 Project Compatibility

Datasets created with versions older than 2.0.0, are not compatible with Datacenter 2.3.0.

2.3 Compatibility Notes

Datacenter 2.3.0 is compatible with:

Product	Version
Windows	Windows 10
Viz Engine	4.4.1 or newer
Viz Libero	8.2.0 or newer
Viz Arena	5.3.0 or newer
Viz Arc	1.7.0 or newer

3 Documentation

Documentation for Datacenter is available at the [Vizrt Documentation Center](#):

- [Datacenter User Guide](#)
-

4 Support

Support is available at the [Vizrt Support Portal](#).